

PE&REC 2017-2021 Graduates with PE Credits

Renée Delgado-Riley, Ph.D., Director
Office of Assessment & Research, Division of Student Life

Below is the summary of those graduating this past academic year (2020-2021) and during Spring term (2021) with the # of PE credits. Also included are previous years data to help contextualize.

Table 1

Multi-year UO Graduates with PE Credits

	16-17	17-18	18-19	19-20	20-21
%age of graduates with PE credits	43%	47%	48%	45%	44%
Number of students with PE credits	2,727	2,294	2,810	2,587	2,394
Total Graduates in class	6,415	4,846	5,909	5,743	5,492

Please use the following citation on any charts, graphs, or text from this document:

Office of Assessment & Research, Division of Student Life (2020). Graduates with PE credits Years, 17-21.

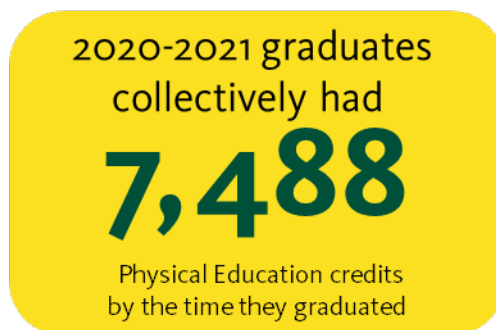


Table 2

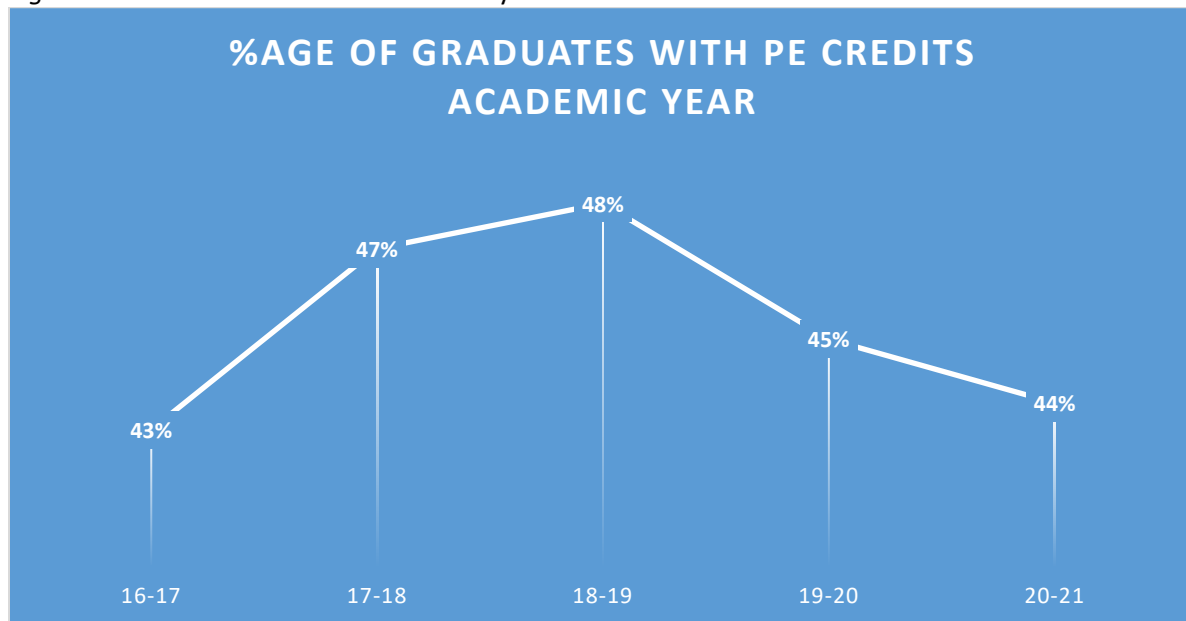
Spring Term UO Graduates with PE Credits

	Sp17	Sp18	Sp19	SP20	SP21
%age of graduates with PE credits	52%	55%	58%	54%	52%
Number of students with PE credits	1,970	1,946	2,149	1,975	1,779
Total Graduates in class	3,761	3,547	3,697	3,630	3,447

Please use the following citation on any charts, graphs, or text from this document:

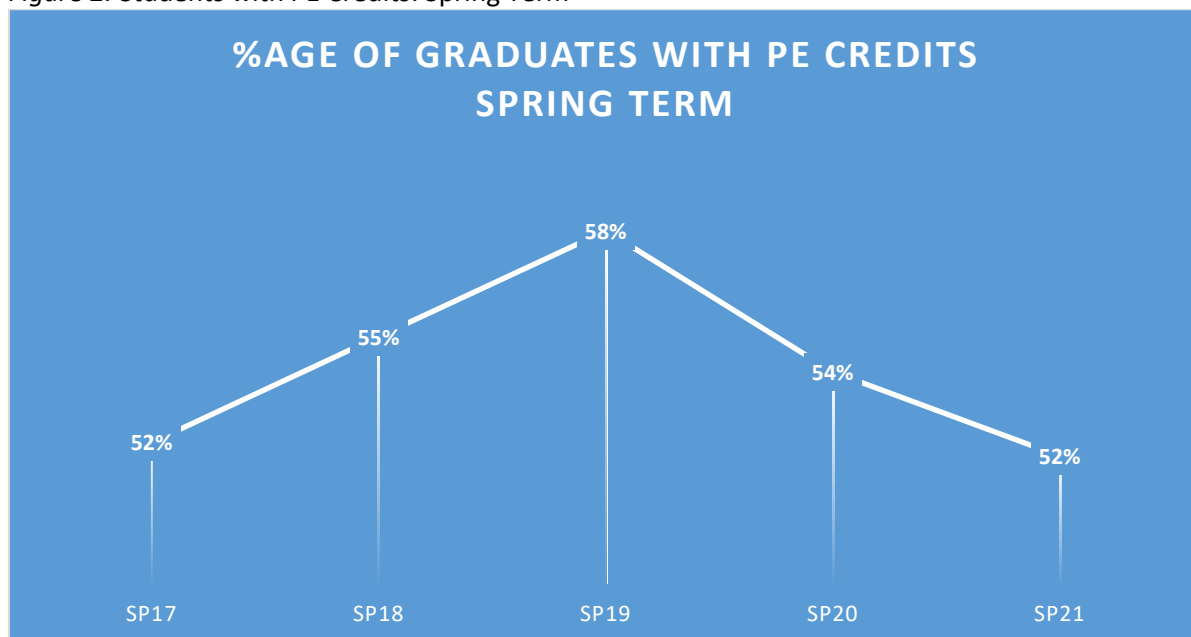
Office of Assessment & Research, Division of Student Life (2020). Graduates with PE credits Years, 17-21.

Figure 1. Students with PE Credits: Multi-year



Please use the following citation on any charts, graphs, or text from this document:
Office of Assessment & Research, Division of Student Life (2020). Graduates with PE credits Years, 17-20.

Figure 2. Students with PE Credits: Spring Term

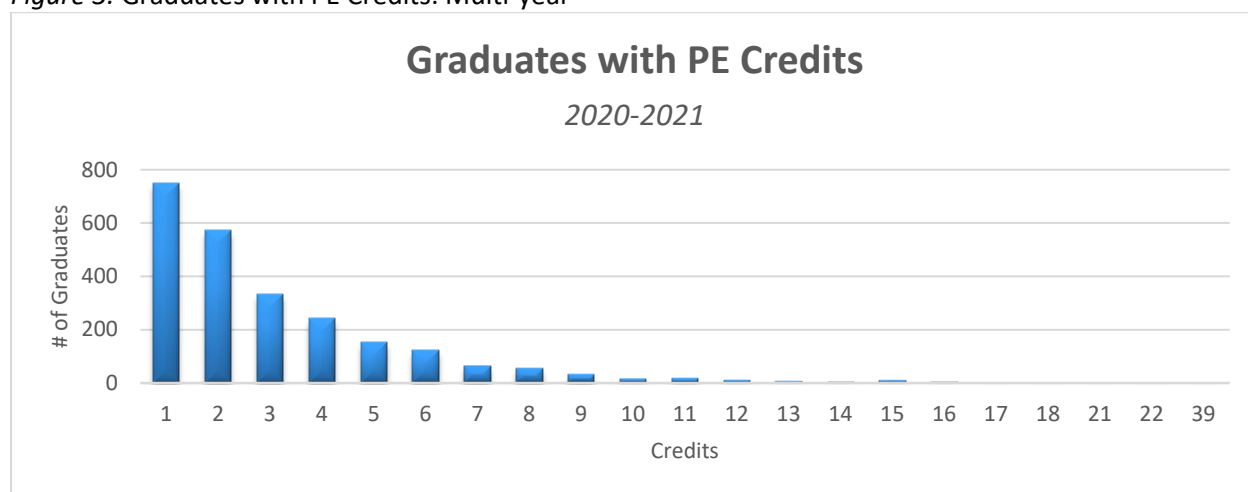


2019-2020 Academic Year (Summer, Fall, Winter & Spring) Graduates

There were **5,492** graduates for the 2020-2021 academic year with a total of 2,394 of those graduates with PE credit (-193 from last year). This is a total of 44% of graduates during the 2020-2021 academic year that took at least 1 or more PE credits during their academic coursework. The average number of credits was 3 with the most common occurrence of 1 credit.

Below is the frequency of the most common PE credits during the 2020-2021 academic year:

Figure 3. Graduates with PE Credits: Multi-year



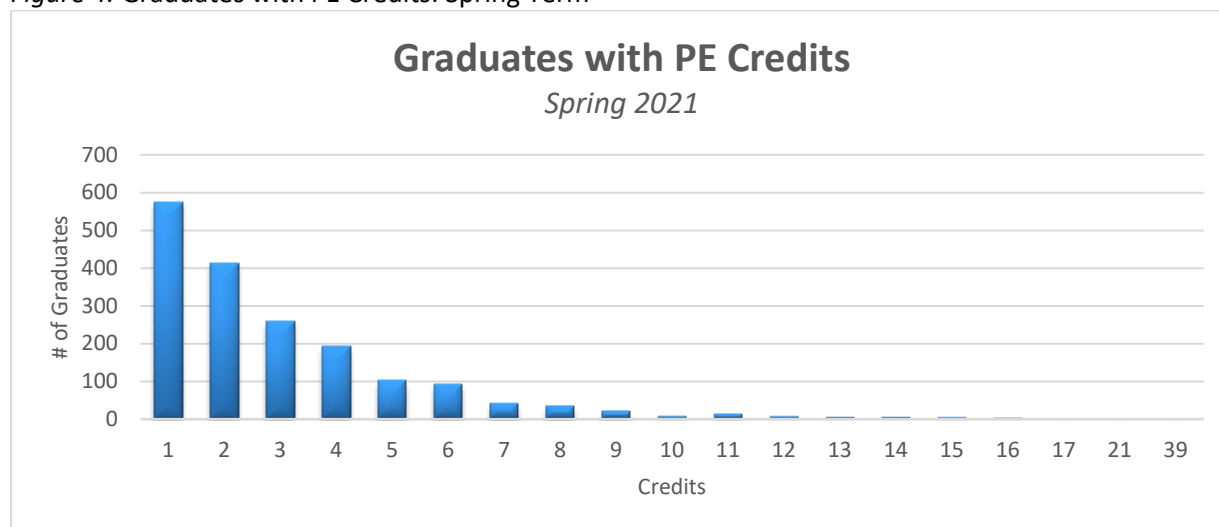
Please use the following citation on any charts, graphs, or text from this document:
Office of Assessment & Research, Division of Student Life (2020). Graduates with PE credits 20_21.

Spring 2021 Graduates

There were **3,447** graduates for the 2021 Spring term with a total of 1,779 of those graduates with PE credit (-196 students from last year). This is a total of 52% of graduates during the 2021 Spring term that took at least 1 or more PE credits during their academic coursework. The average number of credits was 3 with the most common occurrence of 1 credit.

Below is the frequency of the most common PE credits during the 2021 Spring term:

Figure 4. Graduates with PE Credits: Spring Term



Please use the following citation on any charts, graphs, or text from this document:
Office of Assessment & Research, Division of Student Life (2020). Graduates with PE credits Spring 2021.